

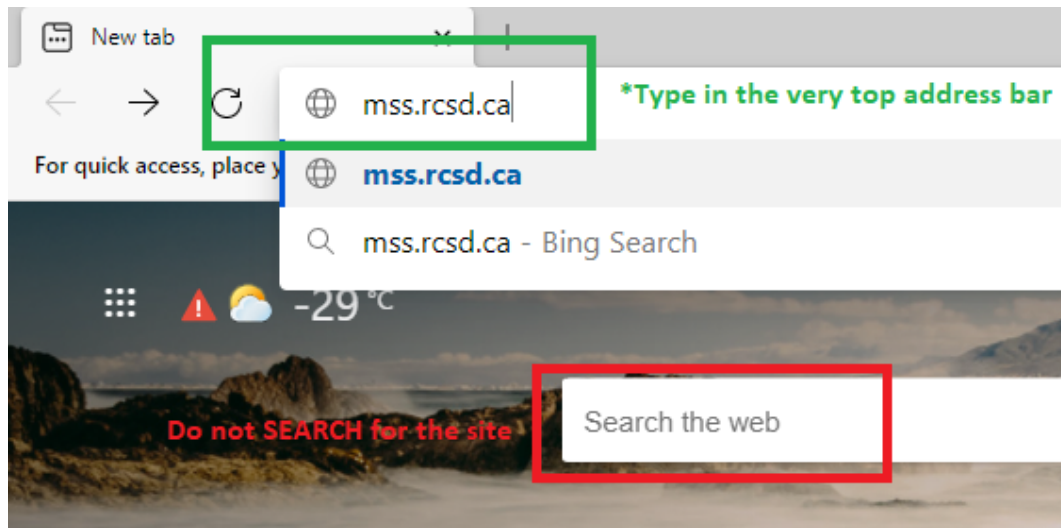
How to login to MSS/Aspen as a parent

Modified on: Mon, Mar 14, 2022 at 8:33 AM

Resolution

Step 1

Head to mss.rcsd.ca.

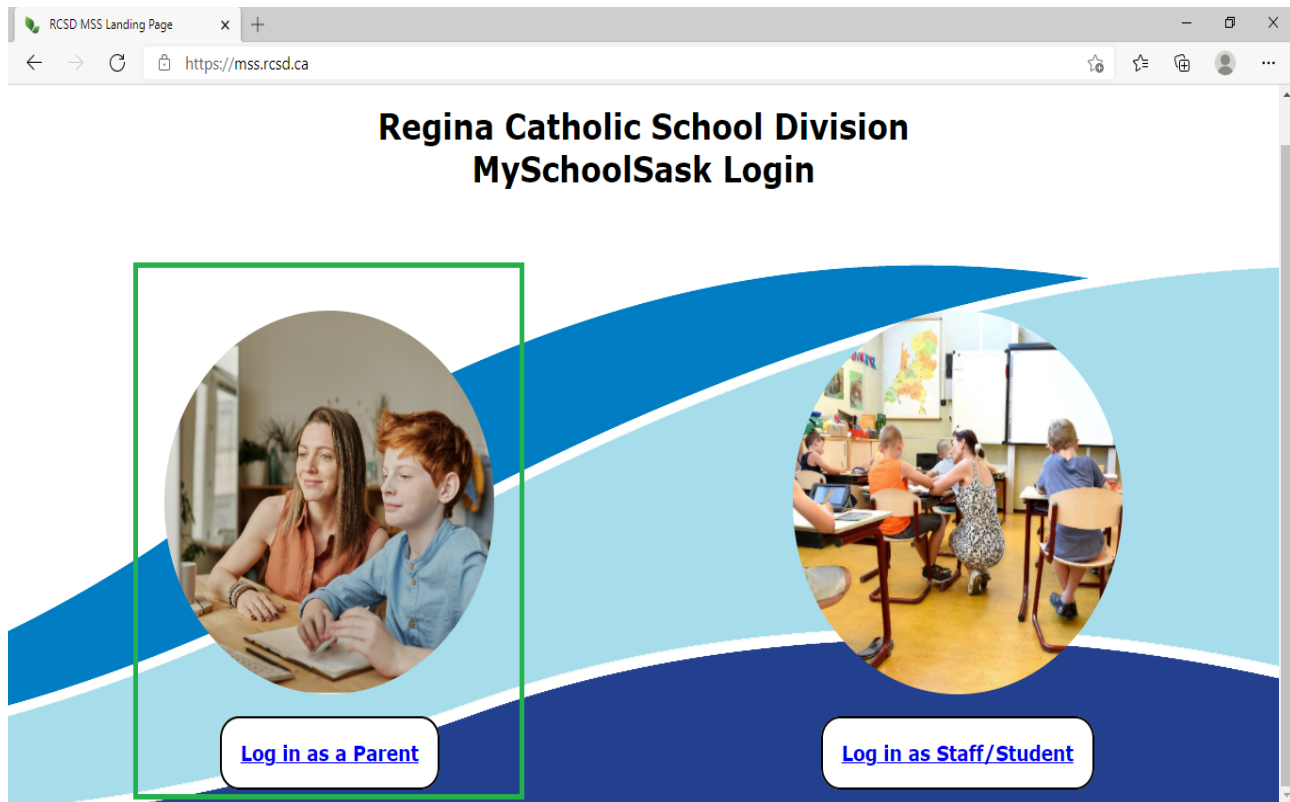


(<https://attachment.freshservice.com/inline/attachment?token=eyJ0eXAiOiJKV1QiLCJhbGciOiJIUzI1NiJ9.eyJpZCI6ODAzMDY3MDk5MSwiZG9tYWUljoicmVnaW5hY2F0aG9saWMuZnJlc2hzZXJ2aWNILmNvbSIsInR5cGUiOiJF9.P4LVgQQOyjXvj59yKzy-MrXx7M-61oUx6300iLVJ-rs>).

As the picture says, make sure you are TYPING mss.rcsd.ca in the top bar and NOT searching for it on Google or Bing.

Step 2

Click on Log in as a Parent.



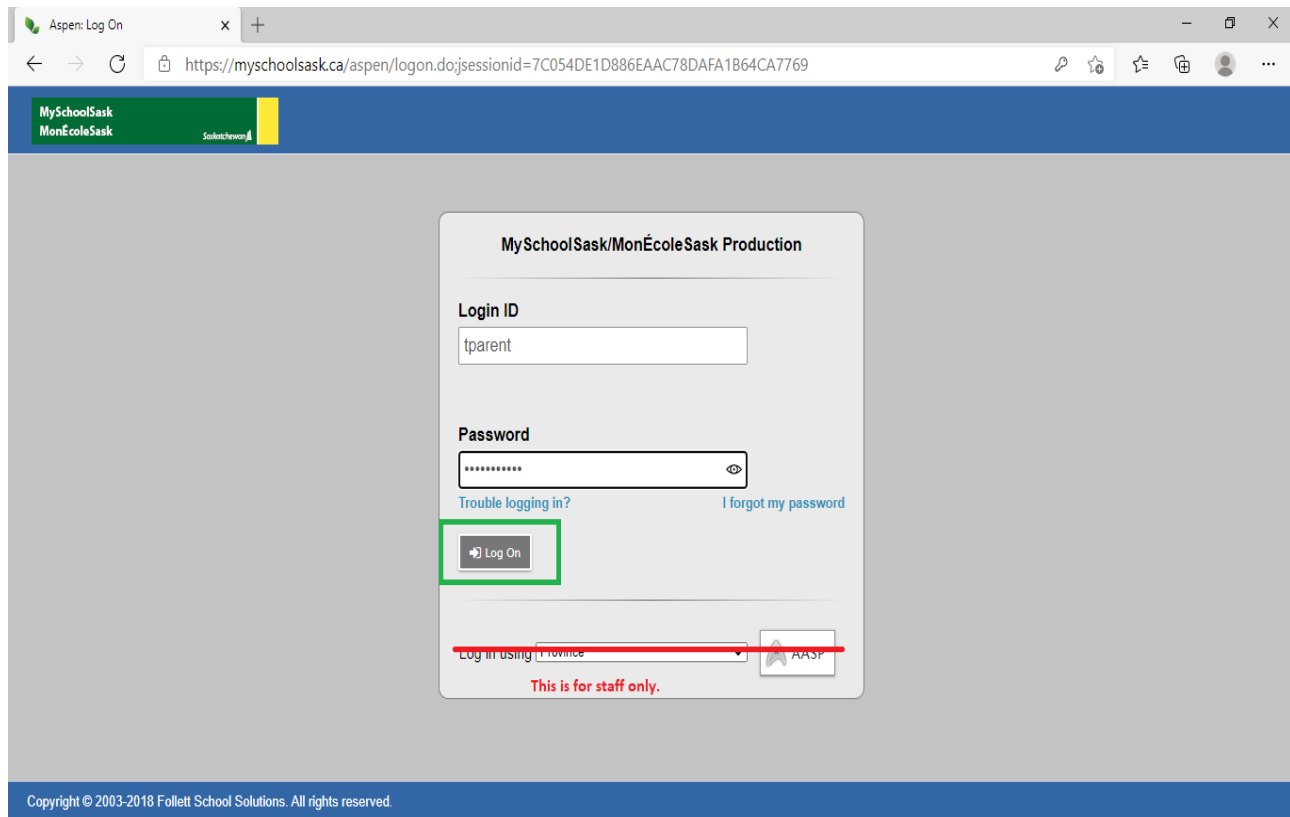
([https://attachment.freshservice.com/inline/attachment?](https://attachment.freshservice.com/inline/attachment?token=eyJ0eXAiOiJKV1QiLCJhbGciOiJIUzI1NiJ9.eyJpZCI6ODAzMDY3MDk5MiwiZG9tYWUljoicmVnaW5hY2F0aG9saWMuZnJlc2hzZXJ2aWNILmNvbSIsInR5cGUiOiJF9.eZETSDbVh55rU0sa1ohG7mbZircUf5FO6yefJMYPrC)

[token=eyJ0eXAiOiJKV1QiLCJhbGciOiJIUzI1NiJ9.eyJpZCI6ODAzMDY3MDk5MiwiZG9tYWUljoicmVnaW5hY2F0aG9saWMuZnJlc2hzZXJ2aWNILmNvbSIsInR5cGUiOiJF9.eZETSDbVh55rU0sa1ohG7mbZircUf5FO6yefJMYPrC](https://attachment.freshservice.com/inline/attachment?token=eyJ0eXAiOiJKV1QiLCJhbGciOiJIUzI1NiJ9.eyJpZCI6ODAzMDY3MDk5MiwiZG9tYWUljoicmVnaW5hY2F0aG9saWMuZnJlc2hzZXJ2aWNILmNvbSIsInR5cGUiOiJF9.eZETSDbVh55rU0sa1ohG7mbZircUf5FO6yefJMYPrC))

Step 3

Enter your username and password as given by your school's office manager.

Your username will have your first initial then your last name (sometimes with a number at the end).



MySchoolSask/MonÉcoleSask Production

Login ID

tparent

Password

[Trouble logging in?](#) [I forgot my password](#)

Log On

~~Login using Province~~ ~~APAS~~

This is for staff only.

Copyright © 2003-2018 Follett School Solutions. All rights reserved.

(https://attachment.freshservice.com/inline/attachment?token=eyJ0eXAiOiJKV1QiLCJhbGciOiJIUzI1NiJ9.eyJpZCI6ODAzMDY3MDk5MywiZG9tYWluljoicmVnaW5hY2F0aG9saWMuZnJlc2hzZXJ2aWNILmNvbSIsInR5cGUiOiJF9uHx4Zv5ZVO-GkfmQ3yw_S1pRMRFeVehl877Mb7pVcQ).

It is important to note that the bottom section is for staff only. Just click on Log On.

Step 4

If your account is locked or you have forgotten your password, please contact your school's OM for assistance.

Related Articles

- [How to view your tickets on the Freshservice mobile app](#)

- **How to create a distribution list in Outlook**
- **How to import student pictures from Lifetouch to MSS**
- **Setup Personal Speed Dials**
- **Teachers view of parent portal in Students Achieve**
- **How to Reset Password or Unlock Account via O365**
- **How to create a contact list based on class from Aspen**
- **How to Find Student Learning ID # on MSS Student Portal**
- **How to Remove an Email From the Blocked List in School Messenger**
- **Staff and Students logging into MSS**

Freshworks Switcher